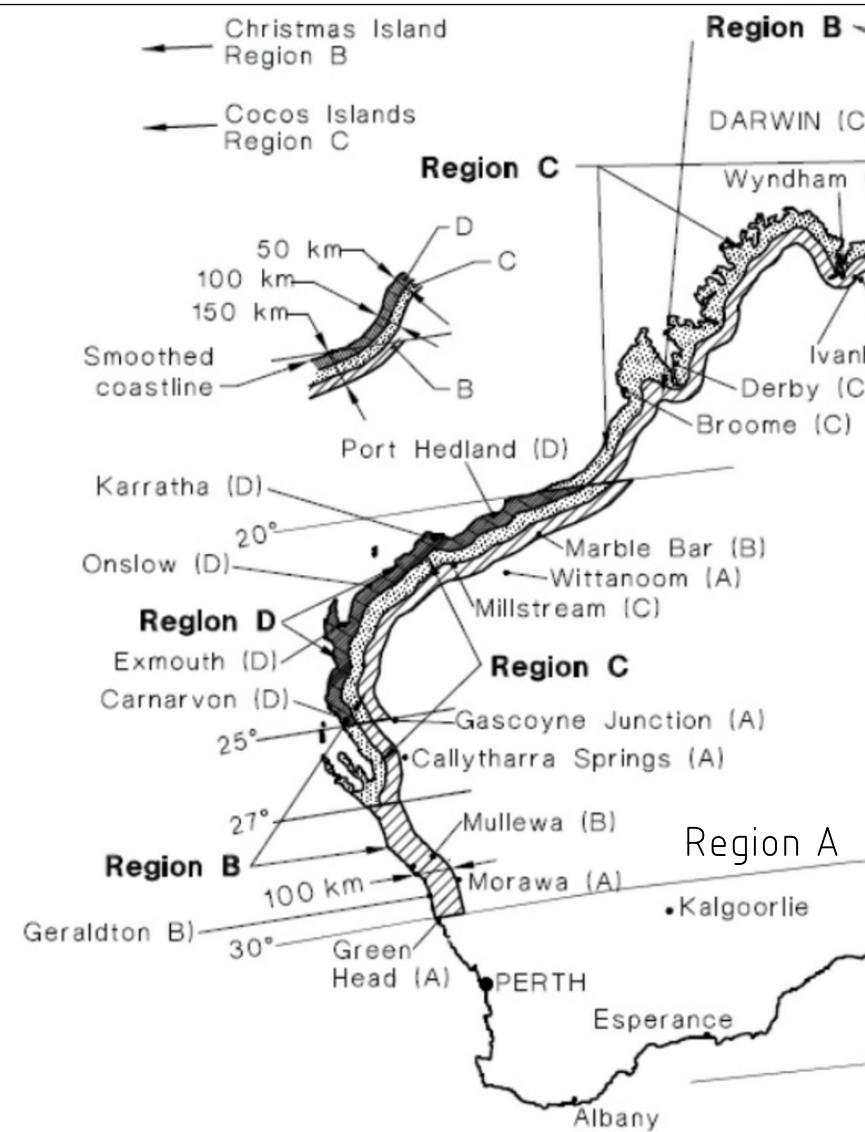


PLAN
1:50

- TOTAL 4 x 2400x6000 SHEETS OF SL81 MESH REQUIRED



Regions are marked with the letters A (A1 to A5), B, C and D.
Coastal region boundaries are smooth lines set in from a smoothed coastline by 50, 100, 150 and 200 km.

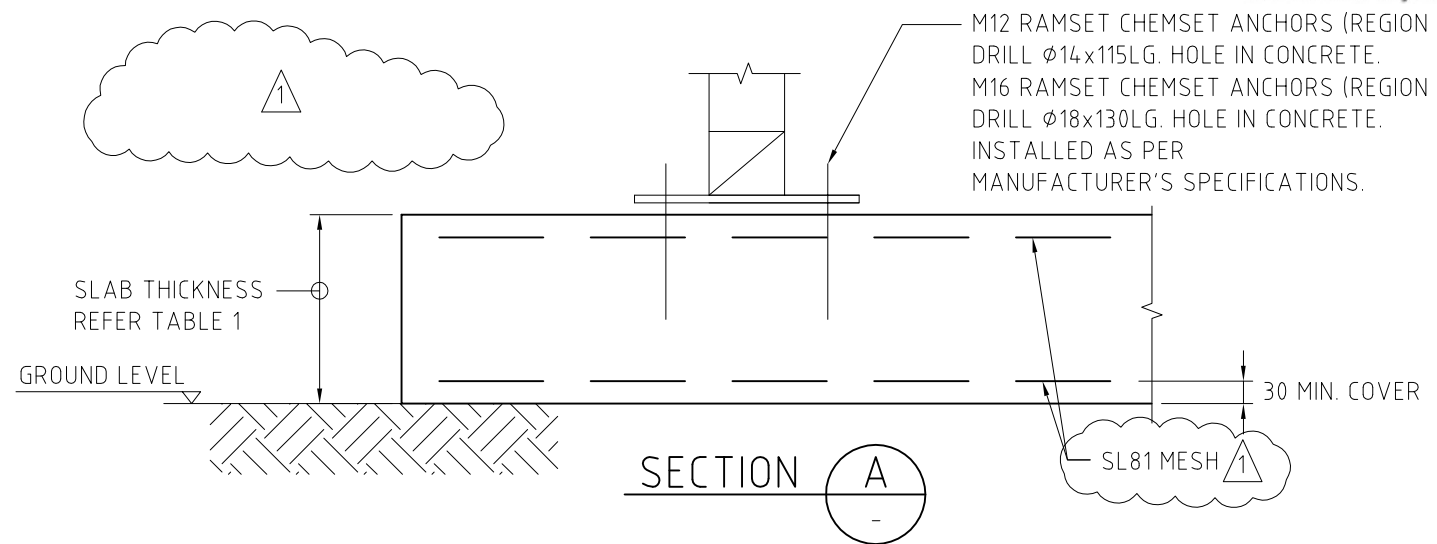
NOTES:

- ALL CONCRETE TO AS3600.
- FORMWORK TO AS3610.
- REINFORCEMENT:
 - N - HIGH STRENGTH DEFORMED BARS GRADE 500 TO AS4671.
 - SL - WELDED MESH TO AS4671.
- DIMENSIONS ARE NOT TO BE ALTERED WITHOUT ENGINEERS APPROVAL.
- MINIMUM SOIL REQUIREMENTS:
 - MEDIUM DENSE SAND**
 - MIN. 6 BLOWS/300mm WITH PERTH PENETROMETER or
 - 12mm REINFORCING BAR CAN NOT BE PUSHED BY HAND 300mm INTO SAND or
 - HARD SHOVELLING
 - FIRM CLAY**
 - Cu > 25kPa
 - IMPRESSION BY THUMB WITH MODERATE EFFORT
 - MOULDED BY STRONG FINGER PRESSURE
- CONCRETE SPECIFICATION:
 - MINIMUM STRENGTH 25MPa
 - SLUMP 150+/-20mm
 - AGGREGATE 20mm
- MINIMUM COVER TO REINFORCEMENT 30mm.
- CONDUITS, PIPES ETC. MUST NOT BE PLACED IN CONCRETE COVER.
- REINFORCEMENT MESH LAP - 2 CROSS WIRES (SEE PLAN FOR SIZES).
- REINFORCEMENT FABRIC TO BE SUPPORTED AT 800mm CENTRES BOTH WAYS WITH CHAIRS.
- SLAB SURFACES TO HAVE A TROWEL FINISH.
- CONCRETE TO BE WATER CURED FOR 7 DAYS.
- SIDE FORMS MAY BE STRIPPED AFTER 3 DAYS.

TABLE 1

REGION (REFER MAP)	SLAB THICKNESS	EXTRA BARS	CONCRETE VOLUME
A	250	-	7.0m ³
B	250	-	7.0m ³
C	CONSULT DE ENGINEERS		
D	CONSULT DE ENGINEERS		


FOR REGION CLARIFICATION REFER DE ENGINEERS ON (08) 9274 2632.



SECTION A



REFERENCE DRAWINGS	REV.	REVISION	BY	DATE
	1	FOOTING REVISED	SF	24.03.2021
	0	ISSUED FOR CONSTRUCTION	RE	23.06.2016



ROAM MARINE

Z MARINE PTY LTD
SUITE 34 CROSSWAYS, CNR ROKEBY & BAGOT RD
SUBIACO WA 6008 AUSTRALIA
TEL 9381 9091 zmarine@roam-marine.com

THIS DRAWING PRODUCED BY Z MARINE IS NOT SOLD BUT LENT. ITS CONTENTS MUST NOT BE COPIED, TRACED OR COMMUNICATED TO ANY PARTY WHATSOEVER WITHOUT WRITTEN CONSENT OF Z MARINE PTY. LTD.

DESIGN:	DATE:
MH	15.06.2016
APPR:	DATE:
RE	
DRAWN:	DATE:
RE	15.06.2016

DE ENGINEERS		SILO FOUNDATIONS		152m ³ - Ø5m SILO FOOTING	
SCALE:	ROAM MARINE DWG. No.	REV.			
AS SHOWN	ZJ1100-DWG-016	1			